
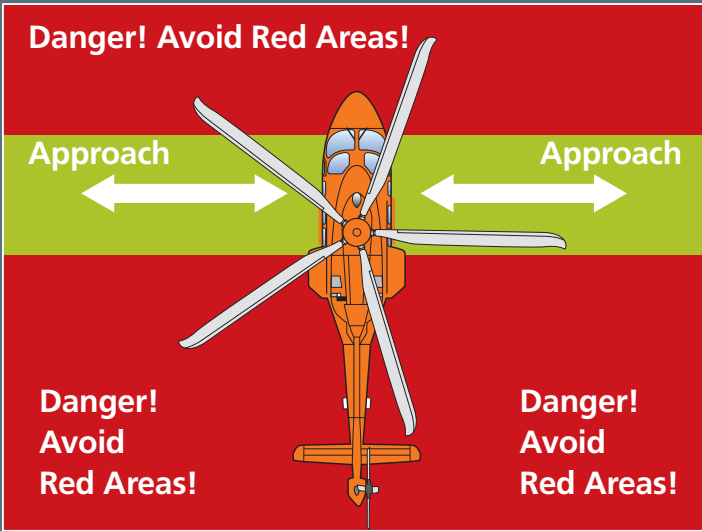


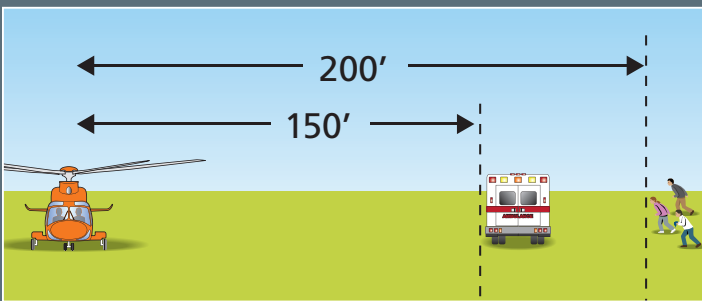
APPROACHING OR LEAVING A HELICOPTER



DO NOT APPROACH THE HELICOPTER unless escorted by the pilot or crew members.



IF ON UNEVEN GROUND, approach or depart from the downhill side for maximum rotor clearance. **DO NOT RAISE ANYTHING ABOVE THE HEAD** and crouch while walking in the vicinity of the helicopter.




SPECTATORS must remain 200 feet clear of the helicopter. **EMERGENCY VEHICLES** must remain 150 feet away until instructed by the pilot or crew members. **NO VEHICLES OR PERSONNEL** are allowed within the landing zone during landing and take-off.



BEWARE OF ROTOR DOWNWASH
PROTECT EYES with safety goggles or turn head when helicopter is landing and departing.

LANDING ZONE - 150 ft. x 150 ft.



- The helicopter's pilot-in-command is responsible for selecting the landing zone and has the final decision on whether or not to land.
- Surface should be flat as possible.
- No loose debris should be within the landing zone.
- Vehicle doors, windows and access compartments should be closed.
- Stretchers should be left in the ambulance and all loose articles secured until directed by pilot or crew members.
- Do not use flares or other objects to outline the landing zone.
- Fire fighters should not lay out hose, any hoses that have been laid must be charged.